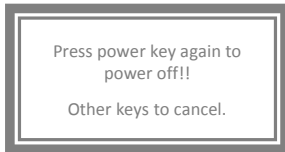


POWER ON

Press the power key  until beep is heard.

POWER OFF

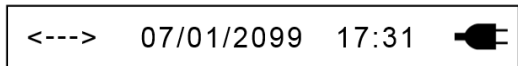
Press the power key until the message below is displayed. Press power again to continue.



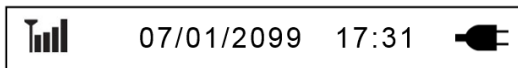
STATUS BAR



Cellular Date & Time Battery



Ethernet Date & Time Power



WiFi Date & Time Power










STYLUS

The stylus is stored in the lower right front side of the NX2200.

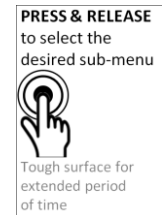
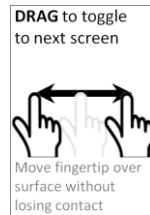


PHYSICAL KEYPAD

	Press the red key to cancel the current operation or return to the previous menu.
	Press the yellow key to clear an action or backspace clearing each character.
	Press the green key to signify to the terminal that the task is complete, or press to enable a function or perform an action based on inputted data.
	Press the number key of the corresponding letter and then press alpha until the desired letter is displayed.
	Press the feed key to advance the receipt.
	Press the up arrow to return to the previous screen or move up in the sub-menu.
	Press the down arrow to move to the next screen or move down the sub-menu.

SUB-MENU: Pressing the physical number key will shortcut to the function.

TOUCH SCREEN



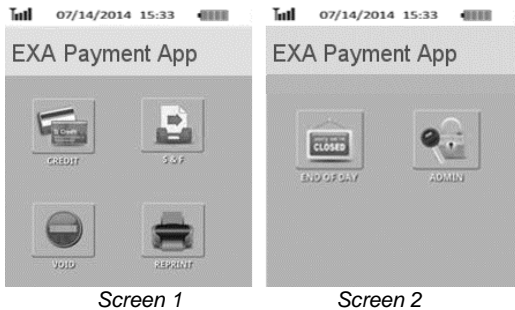
QWERTY Keyboard

When prompted for alpha responses the lowercase letter keyboard will display. For numeric responses the keyboard will display numbers and symbols.



The stylus can be used to input the information and respond to [ENTER] and [CANCEL] commands.

MENU ICONS

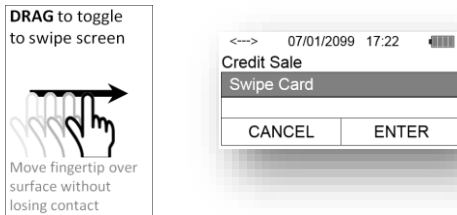


Screen 1

Screen 2

QUICK SWIPE

Press the up arrow key at the first screen of App Manager, or drag to the left at the first screen of App Manager:



BARCODE SCANNER (OPTION)

Position the red laser in the middle of the barcode and ensure the laser over-laps the edges.



24x7 TECHNICAL SUPPORT

Phone: 866.392.8326 (option 4)

Email: support@exadigm.com

Technical Support will confirm the following:

- You have a valid activation with your cellular carrier
- There are at least 2 bars for sufficient reception
- Terminal model and serial number

SOFTWARE LICENSING TERMS & CONDITIONS

Software supplied with each ExaDigm product remains the exclusive property of ExaDigm. ExaDigm grants with each unit a perpetual license to use this software with the express limitation that the software may not be copied or used in any other product for any purpose. It may not be reverse engineered, or used for any other purpose other than in and with the computer hardware sold by ExaDigm.

FCC COMPLIANCE STATEMENT

This equipment has been tested and found to comply with the limits for a Class A digital device, pursuant to part 15 of the FCC rules. These limits are designed to provide reasonable protection against harmful interference when the equipment is operated in a commercial environment. This equipment generates uses and can radiate radio frequency energy; and if not installed and used in accordance with the instructions, may cause harmful interference to radio communications. Operation of this equipment in a residential area is likely to cause harmful interference to radio communications, in which case the user will be required to correct the interference at their own expense. Warning: Changes or modifications to this unit not expressly approved by the party responsible for compliance could void the user's authority to operate the equipment.

Information to the user:

If this equipment causes interference to radio or television reception, which can be determined by turning the equipment off and on, the user is encouraged to try to correct the interference by one or more of the following measures: In order to meet FCC emissions limits, this equipment must be used only with cables that comply with IEEE 802.3. If necessary, the user should consult the dealer or an experienced radio/television technician for additional suggestions. The user may find the following booklet helpful: "How to Identify and Resolve Radio-TV Interference Problems". This booklet is available from: U.S. Government Printing Office, Washington, DC 20402, Stock No. 004-000-00345-4